

2021 EMPLOYMENT REPORT



The University of Texas at Austin
McCombs School of Business

MASTER OF SCIENCE FINANCE

LETTER FROM THE DIRECTOR OF CAREER EDUCATION & COACHING



The University of Texas at Austin
McCombs School of Business

In the tumultuous second year of the COVID-19 pandemic, our students, faculty, and staff rallied to create strong employment outcomes for MS Finance in 2021. **At graduation, 63%** of MSF class of 2021 students had accepted an offer. Job acceptances increased to **93% by 6 months after graduation**. These outcomes highlight the resilience, tenacity, and hard work of our students and staff.

Our class of 2021 MSF students joined us in summer 2020, when the pandemic was just getting started. Students faced incredible challenges, not least of which was completing a demanding course load while learning how to network and interview in a largely virtual environment. Students rose to the challenge, achieving an overall starting salary average of **\$72,128** by six months after graduation.

Our team of career management professionals have adapted and improved our career curriculum and programming to **respond to the changing demands** of both the recruiting landscape and student interest. We are giving students the skills necessary to successfully launch their careers, whether with employers in our ecosystem or with employers yet to join our ecosystem.

Additionally, we have continued to **invest in growing the MSF employer ecosystem**, and that investment is paying off in the form of newly open doors and emerging pathways to meaningful work. The following report reflects the breadth of industries and job functions secured by our graduates. As our alumni base grows, so does our employer ecosystem, and we look forward to partnering with more companies to bring opportunity to future MSF students.

We are proud of the success of our MSF class of 2021 graduates and are glad to have contributed to launching their careers during the ongoing pandemic. We look forward to seeing how our graduates go out and change the world. Hook'em!

Merri Su Ruhmann, Director of MS Career Education & Coaching



MSF CLASS OF 2021 EMPLOYMENT REPORT



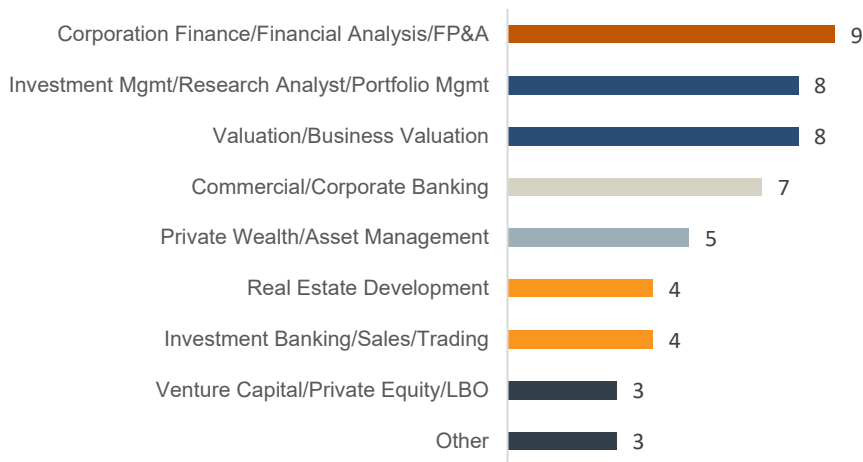
The University of Texas at Austin
McCombs School of Business

SALARY STATISTICS

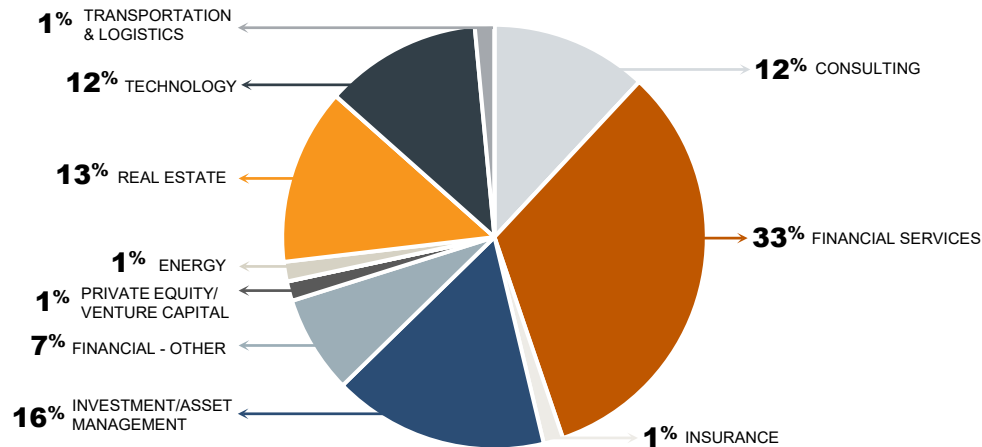


\$5,694 AVERAGE SIGNING BONUS

FINANCE/ACCOUNTING JOB FUNCTION



JOB INDUSTRIES



JOB FUNCTION

% OF STUDENTS REPORTING

Finance/Accounting	77%
Other	9%
Consulting	8%
Business/Data Analytics	3%
Marketing/Sales	3%
Total	100%

MSF CLASS OF 2021 EMPLOYMENT SUMMARY



The University of Texas at Austin
McCombs School of Business

Salary Compensation	Average Base	Median Base	Minimum Base	Maximum Base	Avg. Sign On Bonus
U.S. Citizen / Permanent Resident	\$ 71.5 K	\$ 70.0 K	\$ 47.5 K	\$ 100.0 K	\$ 5.7 K
Foreign National	\$ 81.2 K	\$ 80.0 K	\$ 65.0 K	\$ 100.0 K	\$ 5.8 K
Total	\$ 72.1 K	\$ 70.8 K	\$ 47.5 K	\$ 100.0 K	\$ 5.7 K

*Salary report is based upon usable salary information on 95.5% of graduates who accepted a job offer 6 mo. after graduation.

Top Job Titles

	Timing of Offers & Accepts	Number Seeking	At Graduation		6-Months Post Graduation		No Reported Offer by 6-Mo. After Graduation	
			#	%	#	%	#	%
PORTFOLIO VALUATION ANALYST	Job Offers	72						
INVESTMENT BANKING ANALYST (M&A)	U.S. / Permanent Resident		44	61%	20	28%	3	4%
	Foreign National		3	4%	1	1%	1	1%
BUSINESS ANALYST	Total		47	65%	21	29%	4	6%
CREDIT ANALYST	Job Accepts	72						
FINANCIAL ANALYST	U.S. / Permanent Resident		42	58%	21	29%	4	6%
INVESTMENT ANALYST	Foreign National		3	4%	1	1%	1	1%
	Total		45	63%	22	31%	5	7%

MSF CLASS OF 2021 HIRING COMPANIES



The University of Texas at Austin
McCombs School of Business

Accenture	DaVita	Gerson Lehrman Group	Prudential
Aero Capital Solutions	Delta	Goldman Sachs	Raymond James
Amherst	Dell	IBM	RBC Capital Markets
Andersen Tax	Deloitte	Informatica	Stout Risius Ross
Aspen Capital	Dimensional Fund Advisors	J.P. Morgan	Teacher Retirement System of Texas
Bain Capital	Kroll	Jefferies	Texas Capital Bank
Bank of Texas	DWS Group	Jones Lang LaSalle	Thackeray Partners
Barton Associates	Eightfold AI	KeyBank	The Boston Consulting Group
BHW Real Estate Partners	Ernst & Young	KPMG	The BVA Group
Brown Advisory	Finastra	LeasePoint Funding Group	Trinity Energy Investments
Cadence Bank	Fort Capital	NAI Partners	Zarvona Energy
California State Teachers Retirement System	Frost Bank	Oracle	
Carbon Streaming Corporation	FTI Consulting Inc.	PPHB Energy Investment Bank	
Crown Castle	General Motors	Pricewaterhouse Coopers	

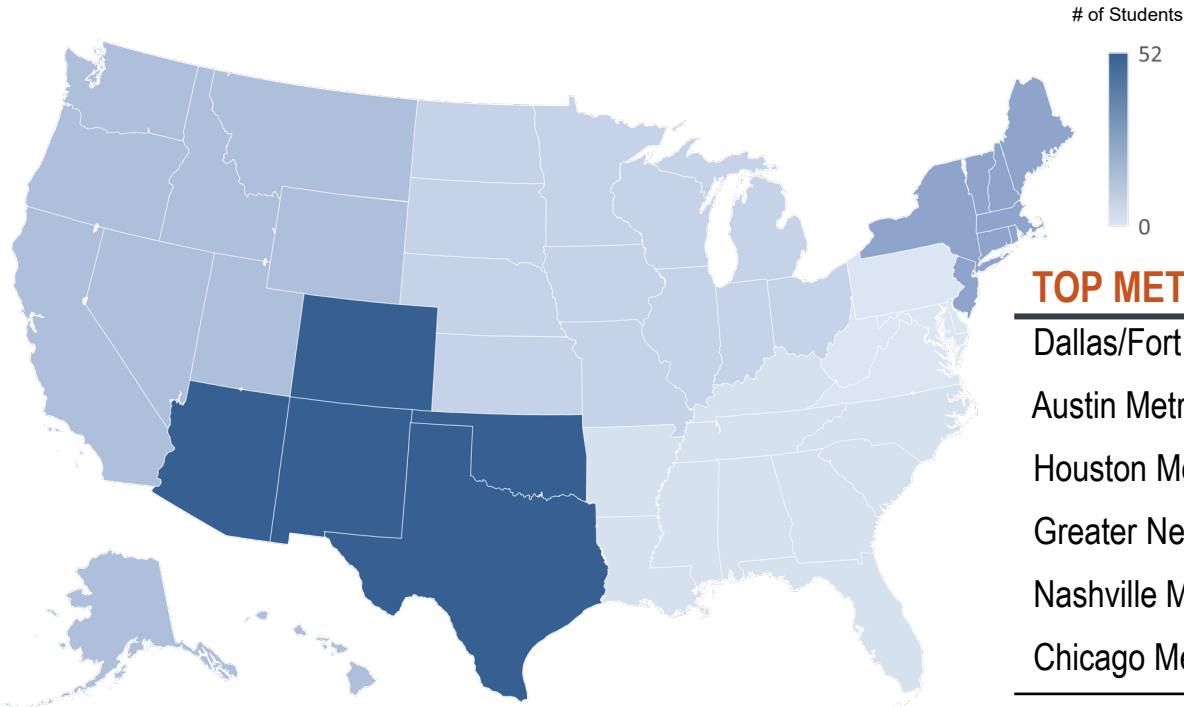
*Top hiring companies are bolded

MSF CLASS OF 2021 EMPLOYMENT SUMMARY



The University of Texas at Austin
McCombs School of Business

JOB ACCEPTS GEOGRAPHIC BREAKDOWN



TOP METROS

	#
Dallas/Fort Worth Metro	19
Austin Metro	17
Houston Metro	15
Greater New York Metro	5
Nashville Metro	2
Chicago Metro	2

CLASS OF 2021 MSF PROGRAM PROFILE



The University of Texas at Austin
McCombs School of Business

SOURCE JOB OFFERS



School-Facilitated Activities (61%)

On-campus recruiting, internships, Resume Book, Staff Referral, Career Fair

Student-Facilitated Activities (39%)

Personal Network, Internet Search Sites, Student Facilitated Internship

POST-PROGRAM INTENTIONS

	#	%
Total Graduates	76	100%
Graduates Seeking Employment	72	95%
Graduates Not Seeking Employment	4	5%
Continuing Education	3	4%
Sponsored Job	1	1%
Starting a New Business	-	-
Other	-	-
Graduates with No Recent Information	0	0%

10 PROGRAM
MONTHS LENGTH

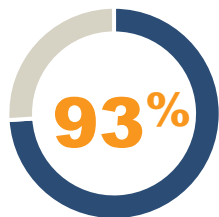
76 CLASS
SIZE

PROGRAM DELIVERY
ON-SITE

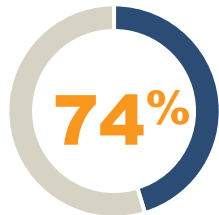
CLASS OF 2021 MSF CLASS PROFILE



The University of Texas at Austin
McCombs School of Business



of 2021 graduates were **domestic** students. The remaining 7% were **international** students.



of 2021 graduates are **male**. The remaining 26% are **female**.

Top Undergraduate Majors**

Technical*	18%
Business	19%
Other	63%
Total	100%

*Technical is generally defined as non-business majors in the science and engineering disciplines.

**Based on the total number of students undergraduate major information.

24
AVERAGE AGE

658
AVG. GMAT

14.3
AVG. MONTHS
WORK EXP.

Professional Experience Prior to Graduation***

	#	%
One year or less	51	78%
More than one year, up to three years	8	12%
More than three years, up to five years	5	8%
More than five years	1	2%
Total	65	100%

*** Accepted offers without known Professional Experience are excluded from all calculations.